




ALBERTA 5 PIN BOWLER'S ASSOCIATION
PROVINCIAL OPEN CHAMPIONSHIP

at
HERITAGE LANES, RED DEER
April 1 – 4, 2026

PROVINCIAL RESULTS





THE ALBERTA 5 PIN BOWLER'S ASSOCIATION

Wishes to
Congratulate the management and staff of

HERITAGE LANES

For

The professionalism, assistance and skill in hosting the

Provincial Open Championship

April 1 – 4, 2026

Alberta 

VICTORY BANQUET INFORMATION

2026 ALBERTA 5 PIN OPEN BOWLING CHAMPIONSHIPS

HERITAGE LANES - April 1 – 4

Number of Rookies: 25

Ladies: 11

Men: 14

Total # of 300 Games: 245 from a total 1,610 games

300-349 games: 204

350-374 games: 27

375-399 games: 14

400 games: 6

Derek Lewicki 405

Brett Mapstone 410

Shelby Chrest 412

Chris Herrmann 413

Mikayla Sanderson 420

Wyatt Bernard 425

VICTORY BANQUET INFORMATION

Ladies Team Medal Winners

Bronze	Calgary	Kelsy Wilton
		Ann-Marie Petersen
		Christine Pocza
		Tracy Smith
		Mikayla Sanderson
		Maria Dalton
	Coach	Stacey Sanderson

Silver	South	Larissa Long
		Janele Moyer
		Tara Seitz
		Jacie Brusky
		Michelle Manton
		Madison Jenkins
	Coach	Conner Leavitt

Gold	Edmonton	Katie Rayner
		Julie Orobko
		Jenna Lamoureux
		Katelynn Ayoub
		Heidi Mapstone
		Christine Wren
	Coach	Henry Schuetz

VICTORY BANQUET INFORMATION

Men's Team Medal Winners

Bronze	North	Thomas Tomkins
		Dustin Thompson
		Victor Fobert
		Robert Tomkins
		Israel Bellavance
		Colten Vant Evre
	Coach	Lynn Howell

Silver	Central	Evan Lacoursiere
		Shelby Chrest
		Rob Clark
		AJ Bosman
		Jenson Wudkevich
		Justin Langrock
	Coach	Mark Gutfriend

Gold	Edmonton	Brett Mapstone
		Karie Kreutz
		Iain Wardell
		Tyler Tytgat
		Dexter Wiseman
		Tim Wiseman
	Coach	Desiree Tytgat

VICTORY BANQUET INFORMATION

Mixed Team Medal Winners

Bronze	Central	Gary Baird
		Wyatt Bernard
		Anthony Streit
		Tricia Wigston
		Donna Gervais
		Christine Dyck
	Coach	Mitch Rioux

Silver	Calgary	David Johnson
		Parker Anderson
		Adam Strang
		Shelly Taylor
		Amanda Howlett-Long
		Annette Bruneau
	Coach	Rob Wolfson

Gold	Edmonton	Jacob Radke
		Jeremy Harasymchuk
		Brad Aasen
		Kayla Harasymchuk
		Keera Usman
		Caity Hicks
	Coach	Steven Jones

VICTORY BANQUET INFORMATION

Singles Champions

Ladies Singles

Bronze	Jenna Lamoureux	Edmonton
Silver	Katie Rayner	Edmonton
Gold	Julie Orobko	Edmonton

Men's Singles

Bronze	Mark Miller	Calgary
Silver	Karie Kreuz	Edmonton
Gold	Brett Mapstone	Edmonton

Rookies of the Year

Female	Mikayla Sanderson	Calgary Ladies Team
Male	Adam Strang	Calgary Mixed Team

VICTORY BANQUET INFORMATION

Allstars

LADIES	Mikayla Sanderson	Calgary
	Katie Rayner	Edmonton
	Christine Pocza	Calgary
	Madison Jenkins	South
	Jacie Brusky	South
	Heidi Mapstone	Edmonton
	MEN	Brett Mapstone
Tyler Tytgat		Edmonton
Jeremy Harasymchuk		Edmonton
Wyatt Bernard		Central
Thomas Tomkins		North
Bobby Kyte		Calgary

VICTORY BANQUET INFORMATION

Aggregate Winners

Position	Region	Points
5	Edmonton	43
4	Calgary	16
3	Central	14
2	South	9
1	North	9

2026 ALBERTA 5 PIN OPEN BOWLING CHAMPIONSHIPS
HERITAGE LANES

Men's Singles Event Game High Scores

Game	High Game	Name	Zone
1	326	Bobby Kyte	Calgary
2	373	Rob Clark	Central
3	330	Victor Fobert	North
4	321	Mark Miller	Calgary
5	360	Shelby Chrest	Central
6	345	Mark Miller	Calgary
7	391	Karie Kreutz	Edmonton
8	412	Shelby Chrest	Central
9	314	Victor Fobert	North
10	363	Evan Lacoursiere	Central

Ladies Singles Event Game High Scores

Game	High Game	Name	Zone
1	361	Larissa Long	South
2	330	Jenna Lamoureux	Edmonton
3	346	Tara Seitz	South
4	334	Christine Pocza	Calgary
5	351	Janele Moyer	South
6	354	Bonnie Olson	North
7	348	Shauna Pirie-Laisnez	Central
8	318	Jenna Lamoureux	Edmonton
9	374	Corri Pigeau	North
10	365	Kelsy Wilton	Calgary

**2026 ALBERTA 5 PIN OPEN BOWLING CHAMPIONSHIPS
HERITAGE LANES**

Overall Singles Event Highest Game Scores

Men's High	412	Shelby Chrest	Central
Ladies High	374	Corri Pigeau	North

Singles Event High Game

Tournament	412	Shelby Chrest	Central
-------------------	------------	----------------------	----------------

Team Event High Games

Ladies High	420	Mikayla Sanderson	Calgary
Men's High	413	Chris Herrmann	South
Mixed High	450	Wyatt Bernard	Central

Tournament	450	Wyatt Bernard	Central
-------------------	------------	----------------------	----------------

Team Event High Team Totals

Ladies High Team	Calgary, Edmonton	1,475
Men's High Team	Calgary	1,546
Mixed High Team	Edmonton	1,512

Provincial Teams

Calgary

Ladies

* **Kelsy Wilton**
* **Ann-Marie Petersen**
* **Christine Pocza**
Tracy Smith
Mikayla Sanderson
Maria Dalton

Men

* **Mark Miller**
* **Rich Weber**
* **Bobby Kyte**
Rick Heinrich
Jake Anderson
Daniel Hercun

Mixed

David Johnson
Parker Anderson
Adam Strang
Shelly Taylor
Amanda Howlett-Long
Annette Bruneau

Coaches:

Stacey Sanderson

Ryan Pasko

Rob Wolfson

Manager:

Charlotte Hamilton

Central

Ladies

* **Brandy Werdal**
* **Brooklyn Budd**
* **Shauna Pirie-Laisnez**
Andrea Leavitt
Robyn Smith
Ashley Maxwell

Men

* **Evan Lacoursiere**
* **Shelby Chrest**
* **Rob Clark**
AJ Bosman
Jenson Wudkevich
Justin Langrock

Mixed

Gary Baird
Wyatt Bernard
Anthony Streit
Tricia Wigston
Donna Gervais
Christine Dyck

Coaches:

Tony Zirk

Mark Gutfriend

Mitch Rioux

Manager:

Robert Gallagher

Edmonton

Ladies	Men	Mixed
* Katie Rayner * Julie Orobko * Jenna Lamoureux Katelynn Ayoub Heidi Mapstone Christine Wren	* Brett Mapstone * Karie Kreutz * Iain Wardell Tyler Tytgat Dexter Wiseman Tim Wiseman	Jacob Radke Jeremy Harasymchuk Brad Aasen Kayla Harasymchuk Keera Usman Caity Hicks
Coaches: Henry Schuetz	Desiree Tytgat Manager: Palmer Hagen	Steven Jones

North

Ladies	Men	Mixed
* Bonnie Olson * Jaime Grant * Corri Pigeau Amy Campbell Meghan Paul Jessica Dubrule	* Thomas Tomkins * Dustin Thompson * Victor Fobert Robert Tomkins Israel Bellavance Colten Vant Evre	Sean Tomkins Shaun Deering Timmy Sharp Maylene Wood Treena Neufeld Grace Giesbrecht
Coaches: Carter Stretch	Lynn Howell Manager: Madison Richards	Steve Petricevic

South

Ladies

Men

Mixed

- * **Larissa Long**
- * **Janele Moyer**
- * **Tara Seitz**
- Jacie Brusky
- Michelle Manton
- Madison Jenkins

- * **Derek Lewicki**
- * **Rob Price**
- * **Chris Herrmann**
- Taylor Hanley
- Jason Ives
- Gino Mangone

- Troy Seitz
- Mike Christmann
- Wade King
- Camryn Vanderbroeke
- Kinsey Emard
- Cassidy Braun

Coaches:

Conner Leavitt

Wayne Young

Shirley Kultgen

Manager:

George Mucciarone

* **Indicates Singles Bowlers**



Heritage Lanes, Red Deer

April 1 - 4, 2026



2026 OPEN PROVINCIAL CHAMPIONSHIPS

SCHEDULE OF EVENTS

WEDNESDAY, APRIL 1ST

9:30am - 10:00am		Singles Warm Up
10:00am - 3:45pm		Singles Qualifying
4:00pm - 6:00pm		Singles Step Ladder
7:00pm - 8:15pm		Contingent Photos
7:00pm	Calgary	Managers - Please bring Elimination Tix and Banquet payment to Pictures.
7:15pm	Central	
7:30pm	Edmonton	Coaches/Managers Binders will be given then as well.
7:45pm	North	Pics will be in back games room
8:00pm	South	

THURSDAY, APRIL 2ND

7:45am - 8:15am	Team Practice
8:15am - 8:30am	Opening Ceremonies
8:30am - 8:45am	Team Warm Up
8:45am - 5:30pm	Team Bowling (7 Games)
8:30pm	Fun Night - Family Feud (At Hotel)

FRIDAY, APRIL 3RD

8:30am - 9:00am	Team Practice
9:00am - 9:30pm	Team Bowling

SATURDAY, APRIL 4TH

8:00am - 8:30am	Team Practice
8:30am - 12:30pm	Team Bowling
1:00pm - 4:45pm	Step Ladder (3+ Games, if required)
Banquet at	iHotel
5:30pm	Cocktails
6:00pm	Guest Seating
6:00pm - 6:15pm	Contingent Seating
6:20pm	March in Champions
6:25pm	March in Singles Champs
6:30pm - 8:30pm	Dinner & Awards
9:00pm	Dance

2026 ALBERTA 5 PIN OPEN BOWLING CHAMPIONSHIPS - HERITAGE LANES - April 1 - 4
SINGLES CHAMPIONSHIP

April 1

LANES

Event	Time		3 - 4	5 - 6	7 - 8	9 - 10	11 - 12	13 - 14	15-16	17-18
S I N G L E S	10:00 AM	1	a - b	d - c	e - f			g - h	j - i	
	10:35 AM	2	h - j	a - e	b - d			i - c		f - g
	11:10 AM	3		i - g	c - a			e - b	h - f	d - j
	11:45 AM	4	i - f	b - h	j - g			a - d	c - e	
	12:05 PM	5	d - e	f - j	h - i				g - a	c - b
	12:40 PM	6		b - a	c - d			i - j	f - e	h - g
	1:15 PM	7	g - f	j - h	e - a				d - b	c - i
	1:50 PM	8	j - d		g - i			f - h	a - c	b - e
	2:25 PM	9		f - i	h - b			e - c	g - j	d - a
	3:00 PM	10	b - c	e - d	j - f			a - g	i - h	

Stepladder

		5 - 6	7 - 8	9 - 10
6:30 PM	Ladies	5 vs. 4	Men's	5 vs. 4
6:45 PM	Men's	W vs. 3	Ladies	W vs. 3
7:00 PM	Ladies	W vs. 2	Men's	W vs. 2
Ladies Final	7:15 PM	Ladies	W vs. 1	
	7:30 PM	Match 2 *	If needed	
Men's Final	7:45 PM	Men's	W vs. 1	
	8:00 PM	Match 2 *	If needed	

* First place finisher must be beaten twice in the final for the challenger to win.

Ladies & Men	a&f	b&g	c&h	d&i	e&j
Singles	Edm 3	Edm 2	Cal 3	Edm 1	Cent 1
Codes	Cent 3	Cal 1	Cal 2	North 2	North 3
	South 1	South 3	North 1	South 2	Cent 2

	Calgary	Central	Edmonton	Northern	Southern
1	Kelsy Wilton	Brandy Werdal	Katie Rayner	Bonnie Olson	Larissa Long
2	Ann-Marie Peterson	Brooklyn Budd	Julie Orobko	Jaime Grant	Janele Moyer
3	Christine Pocza	Shauna Pirie-Laisnez	Jenna Lamoureau	Corri Pigeau	Tara Seitz
1	Mark Miller	Evan Lacoursiere	Brett Mapstone	Thomas Tomkins	Derek Lewicki
2	Rich Weber	Shelby Chrest	Karie Kreutz	Dustin Thompson	Chris Herman
3	Bobby Kyte	Rob Clark	Ian Wardell	Victor Fobert	Rob Price

**2026 ALBERTA 5 PIN OPEN BOWLING CHAMPIONSHIPS
HERITAGE LANES**

MEN'S SINGLES RESULTS															
#	Zone	Name	1	2	3	4	5	6	7	8	9	10	Total	Average	Rank
311	Edmonton	Brett Mapstone	316	362	330	252	253	250	274	314	297	259	2,907	290.7	1
312	Edmonton	Karie Kreutz	303	203	292	284	289	314	391	211	260	327	2,874	287.4	2
212	Central	Shelby Chrest	236	267	304	310	360	246	259	412	230	199	2,823	282.3	3
111	Calgary	Mark Miller	221	253	259	321	273	345	354	229	236	287	2,778	277.8	4
112	Calgary	Rich Weber	282	354	246	280	228	296	239	297	288	263	2,773	277.3	5
413	North	Victor Fobert	293	232	320	267	289	237	279	260	314	269	2,760	276.0	6
113	Calgary	Bobby Kyte	326	326	198	276	278	276	194	264	310	266	2,714	271.4	7
411	North	Thomas Tomkins	253	244	273	255	309	271	309	286	201	264	2,665	266.5	8
213	Central	Rob Clark	223	373	193	317	281	287	201	231	284	259	2,649	264.9	9
512	South	Rob Price	313	235	252	285	257	292	241	236	278	228	2,617	261.7	10
211	Central	Evan Lacoursiere	287	251	258	248	247	246	274	206	220	363	2,600	260.0	11
513	South	Chris Herrmann	210	297	204	303	276	293	204	224	231	289	2,531	253.1	12
511	South	Derek Lewicki	279	250	282	227	204	229	286	233	216	278	2,484	248.4	13
313	Edmonton	Iain Wardell	183	264	228	239	217	324	239	270	271	234	2,469	246.9	14
412	North	Dustin Thompson	166	247	293	254	270	252	225	188	215	355	2,465	246.5	15

326	373	330	321	360	345	391	412	314	363
------------	------------	------------	------------	------------	------------	------------	------------	------------	------------

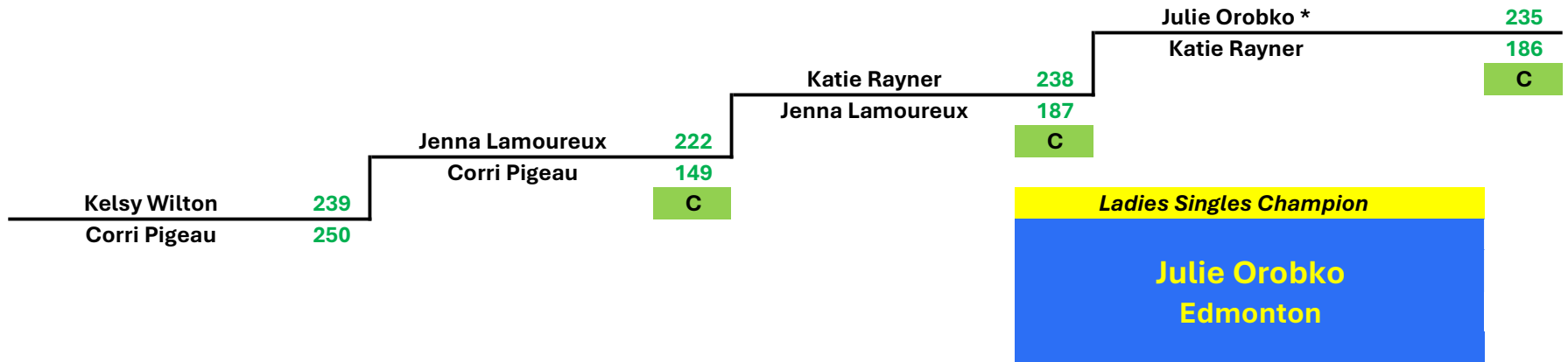
**2026 ALBERTA 5 PIN OPEN BOWLING CHAMPIONSHIPS
HERITAGE LANES**

LADIES' SINGLES RESULTS															
#	Zone	Name	1	2	3	4	5	6	7	8	9	10	Total	AVERAGE	Rank
322	Edmonton	Julie Orobko	254	312	346	260	272	264	299	253	344	336	2,940	294.0	1
321	Edmonton	Katie Rayner	244	330	345	325	269	255	313	318	278	221	2,898	289.8	2
323	Edmonton	Jenna Lamoureux	295	323	217	252	224	221	301	287	291	299	2,710	271.0	3
121	Calgary	Kelsy Wilton	284	299	281	277	267	251	227	221	236	365	2,708	270.8	4
423	North	Corri Pigeau	231	279	248	280	223	320	203	255	374	275	2,688	268.8	5
421	North	Bonnie Olson	261	219	228	278	233	354	269	209	278	240	2,569	256.9	6
223	Central	Shauna Pirie-Laisnez	243	279	247	279	247	199	348	284	201	224	2,551	255.1	7
422	North	Jaime Grant	261	196	249	218	299	280	288	270	225	247	2,533	253.3	8
521	South	Larissa Long	361	236	171	253	190	318	288	163	226	271	2,477	247.7	9
522	South	Janele Moyer	233	194	183	262	351	192	315	192	266	247	2,435	243.5	10
222	Central	Brooklyn Budd	253	224	146	249	224	216	254	213	310	277	2,366	236.6	11
123	Calgary	Christine Pocza	201	306	204	334	224	200	227	218	204	235	2,353	235.3	12
523	South	Tara Seitz	242	225	301	200	236	227	248	224	253	193	2,349	234.9	13
221	Central	Brandy Werdal	229	286	229	327	211	229	181	189	218	229	2,328	232.8	14
122	Calgary	Ann-Marie Petersen	191	218	182	247	234	218	214	256	225	230	2,215	221.5	15

361	330	346	334	351	354	348	318	374	365
------------	------------	------------	------------	------------	------------	------------	------------	------------	------------

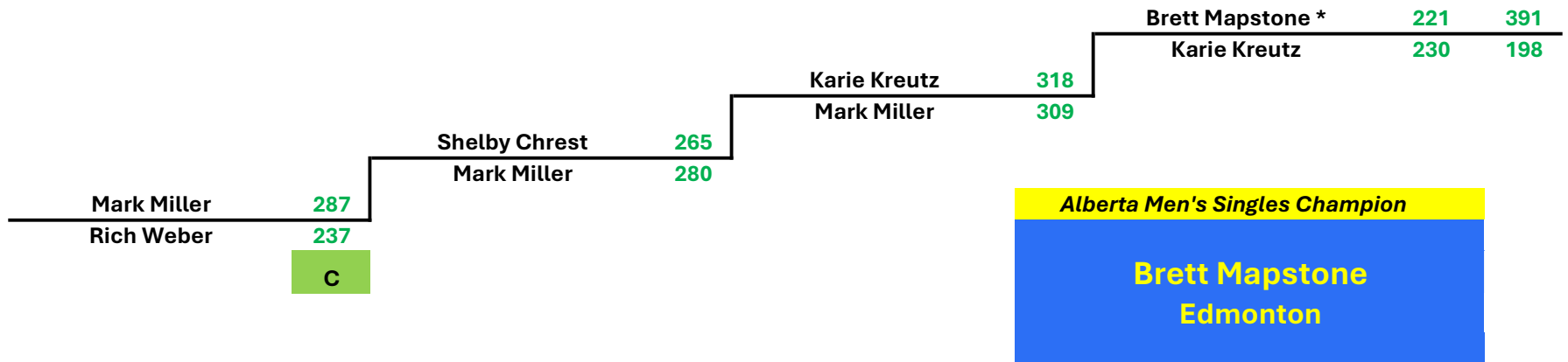
**2026 ALBERTA 5 PIN OPEN BOWLING CHAMPIONSHIPS
HERITAGE LANES**

LADIES' SINGLES STEPLADDER



"C" indicates game was conceded.

MEN'S SINGLES STEPLADDER



Print Lane Draw

2026 OPEN PROVINCIAL CHAMPIONSHIPS - RED DEER - HERITAGE LANES, APRIL 1st - 4th.

April 2nd

8:00 A.M.

P R A C T I C E L A N E S

B Y E S

LANES Game		3-4	5-6	7-8	9-10	11-12	13-14	15-16	17-18	LADIES	MEN	MIXED
8:45 AM	1	CA-SO	NO-SO	CE-ED		ED-NO	CA-CE		NO-SO	CA	CE	ED
10:00 AM	2	CE-NO	ED-CA	ED-CE	SO-ED	CA-CE		NO-SO		NO	CA	SO
11:15 AM	3		ED-CA		CE-NO	CA-NO	SO-ED	CE-CA	ED-SO	SO	NO	CE
12:30 PM	4	CE-NO	CE-SO	CA-NO	CA-ED	SO-CE			NO-ED	ED	SO	CA
1:45 PM	5	CA-SO		NO-CA	SO-CE	ED-NO	SO-CA	CE-ED		CE	ED	NO
3:00 PM	6			CE-CA	SO-NO	SO-CA	NO-ED	SO-NO	ED-CE	CA	CE	ED
4:15 PM	7	NO-CE	SO-ED	ED-SO	CA-ED		CA-CE	NO-CA		SO	NO	CE

April 3rd

9:00 AM	8	ED-CA		SO-CE	CE-SO	ED-NO		NO-CA	NO-CE	ED	SO	CA
10:15 AM	9	CE-CA	ED-SO	NO-CE	CE-ED		SO-NO		CA-ED	NO	CA	SO
11:30 AM	10		ED-CE		CA-NO	CE-SO	CA-SO	SO-CA	NO-ED	CE	ED	NO
12:45 PM	11	SO-ED	CE-NO	CE-CA	CA-NO	ED-CA		ED-SO		SO	NO	CE
2:00 PM	12	NO-SO	NO-SO	ED-NO		CA-CE	CE-ED		CA-SO	CA	CE	ED
3:15 PM	13		SO-CE	CA-SO	ED-NO	NO-CA		SO-CA	CE-ED	CE	ED	NO
4:30 PM	14	NO-SO		SO-ED		ED-CE	ED-CA	CE-NO	CA-CE	NO	CA	SO
5:45 PM	15	NO-ED	CA-ED	CA-NO	CE-SO		SO-CE	CE-NO		ED	SO	CA
7:00 PM	16	CE-CA		SO-CA		SO-NO	NO-ED	ED-CE	SO-NO	CA	CE	ED
8:15 PM	17	CA-ED	NO-CA		SO-ED		NO-CE	ED-SO	CA-CE	SO	NO	CE

April 4th

8:30 AM	18		CA-NO	NO-ED	ED-CE	CA-SO	CE-SO		SO-CA	CE	ED	NO
9:45 AM	19	SO-CE		ED-NO	NO-CE	CE-SO	ED-CA		NO-CA	ED	SO	CA
11:00 AM	20	SO-NO	CE-ED			CA-ED	NO-CE	CE-CA	ED-SO	NO	CA	SO
1:00 P.M	Stipladder	3 - 2		3 - 2				3 - 2				
2:15 P.M		W - 1		W - 1				W - 1				
3:30 P.M	If required	W - 1		W - 1				W - 1				

LANES

3-4

5-6

7-8

9-10

11-12

13-14

15-16

17-18

HOME TEAM IS RIGHT LANE - LEFT LANE SETS LINEUP.

Bye teams warmup lanes assigned by the tournament committee

DGS 13/02/26

2026 ALBERTA 5 PIN OPEN BOWLING CHAMPIONSHIPS

HERITAGE LANES

LADIES' DIVISION

		1	2	3	4	5	6	7	8	9	10	11	12	13	14	15	16	17	18	19	20	Total
1 Edmonton	Points	6.0	7.0	4.5		6.0	6.0	6.0		3.0	7.0	1.0	7.0	7.0	6.0		7.0	3.0	7.0		4.5	88.0
	Score	1306	1340	1475		1339	1256	1293		1195	1211	1222	1329	1356	1331		1292	1300	1239		1338	20,822
	Opp.	CEN	SOU	CAL	BYE	NOR	CEN	CAL	BYE	SOU	NOR	CAL	CEN	NOR	SOU	BYE	CEN	CAL	NOR	BYE	SOU	
	Opp. Score	1219	1087	1475		1183	1147	1225		1229	1098	1365	1078	1230	1250		1206	1319	1136		1338	19,585
4 South	Points	2.0	1.0		7.0	5.0	3.0		3.0	5.0	4.5		7.0	6.0	2.0	5.0	6.0		6.0	7.0	3.5	73.0
	Score	1171	1087		1225	1264	1134		1139	1229	1309		1370	1361	1250	1217	1294		1261	1181	1338	19,830
	Opp.	NOR	EDM	BYE	CEN	CAL	NOR	BYE	CEN	EDM	CAL	BYE	NOR	CAL	EDM	CEN	NOR	BYE	CAL	CEN	EDM	
	Opp. Score	1243	1340		1129	1051	1136		1169	1195	1309		1222	1242	1331	1187	1170		1139	1115	1338	19,316
2 Calgary	Points		7.0	3.5	3.0	3.0		2.0	7.0	7.0	3.5	7.0		2.0	8.0	2.0		5.0	2.0	7.0	1.0	70.0
	Score		1337	1475	1286	1051		1225	1256	1241	1309	1365		1242	1382	1188		1319	1139	1280	1172	20,267
	Opp.	BYE	CEN	EDM	NOR	SOU	BYE	EDM	NOR	CEN	SOU	EDM	BYE	SOU	CEN	NOR	BYE	EDM	SOU	NOR	CEN	
	Opp. Score		1051	1475	1349	1264		1293	1103	1143	1309	1222		1361	964	1249		1300	1261	1170	1388	19,902
3 Central	Points	2.0	1.0	6.0	1.0		2.0	1.0	5.0	1.0		6.0	1.0			3.0	1.0	7.0		1.0	7.0	45.0
	Score	1219	1051	1049	1129		1147	1159	1169	1143		1234	1078		964	1187	1206	1313		1115	1388	18,551
	Opp.	EDM	CAL	NOR	SOU	BYE	EDM	NOR	SOU	CAL	BYE	NOR	EDM	BYE	CAL	SOU	EDM	NOR	BYE	SOU	CAL	
	Opp. Score	1306	1337	1038	1225		1256	1310	1139	1241		1014	1329		1382	1217	1292	1123		1181	1172	19,562
5 North	Points	6.0		2.0	5.0	2.0	5.0	7.0	1.0		1.0	2.0	1.0	1.0		6.0	2.0	1.0	1.0	1.0		44.0
	Score	1243		1038	1349	1183	1136	1310	1103		1098	1014	1222	1230		1249	1170	1123	1136	1170		18,774
	Opp.	SOU	BYE	CEN	CAL	EDM	SOU	CEN	CAL	BYE	EDM	CEN	SOU	EDM	BYE	CAL	SOU	CEN	EDM	CAL	BYE	
	Opp. Score	1171		1049	1286	1339	1134	1159	1256		1211	1234	1370	1356		1188	1294	1313	1239	1280		19,879

2026 ALBERTA 5 PIN OPEN BOWLING CHAMPIONSHIPS

HERITAGE LANES

LADIES' DIVISION

Calgary		1	2	3	4	5	6	7	8	9	10	11	12	13	14	15	16	17	18	19	20	Total	
121 Kelsy Wilton	Score		296	241	301	186			272	229	230	293	198		129	314	287		78	223	120	76	3,473
	HIGH: 314 Frames		10	10	10	10			10	10	10	10	6		5	10	10		5	10	3	4	133
	AVERAGE: 261.13 Points		1.0		1.0				1.0	1.0					1.0						1.0		6.0
122 Ann-Marie Petersen	Score		110	129	123	107			211	94	264	266		284	287	212		229	78	241	232	2,867	
	HIGH: 287 Frames		4	6	5	6			10	5	10	10		10	10	10		10	5	10	10	121	
	AVERAGE: 236.94 Points								1.0			1.0		1.0	1.0	1.0				1.0		6.0	
123 Christine Pocza	Score		296	393	282	259			203	215	324	233	278		275	265	104		247	204	258	269	4,105
	HIGH: 393 Frames		10	10	10	10			10	10	10	10	10		10	10	5		10	10	10	10	155
	AVERAGE: 264.84 Points		1.0	1.0	1.0	1.0					1.0		1.0			1.0					1.0	1.0	9.0
124 Tracy Smith	Score		237	258	208	92			248	308	212		52		226	258	280		274	256	282	259	3,450
	HIGH: 308 Frames		10	10	10	4			10	10	10		4		10	10	10		10	10	10	10	138
	AVERAGE: 250 Points		1.0			1.0			1.0	1.0	1.0				1.0	1.0	1.0		1.0	1.0	1.0		11.0
125 Mikayla Sanderson	Score		288	378	274	242			278	293	284	251	335		243	258	76		420	264	257	147	4,288
	HIGH: 420 Frames		10	10	10	10			10	10	10	10	10		10	10	5		10	10	10	6	151
	AVERAGE: 283.97 Points		1.0	1.0	1.0	1.0			1.0	1.0	1.0	1.0	1.0			1.0			1.0	1.0			12.0
126 Maria Dalton	Score		110	76	98	165			224		97	268	236		85		229		71	114	122	189	2,084
	HIGH: 268 Frames		6	4	5	10			10		5	10	10		5		10		5	5	7	10	102
	AVERAGE: 204.31 Points										1.0		1.0										2.0
	Score		1337	1475	1286	1051			1225	1256	1241	1309	1365		1242	1382	1188		1319	1139	1280	1172	20,267
	HIGH: 1475 Points		7.0	3.5	3.0	3.0			2.0	7.0	7.0	3.5	7.0		2.0	8.0	2.0		5.0	2.0	7.0	1.0	70.0
	AVERAGE: 253.34 Opp	BYE	CEN	EDM	NOR	SOU	BYE	EDM	NOR	CEN	SOU	EDM	BYE	SOU	CEN	NOR	BYE	EDM	SOU	NOR	CEN		
120 Stacey Sanderson	Opp Score		1051	1475	1349	1264			1293	1103	1143	1309	1222		1361	964	1249		1300	1261	1170	1388	19,902

Central		1	2	3	4	5	6	7	8	9	10	11	12	13	14	15	16	17	18	19	20	Total
221 Brandy Werdal	Score	283	269	65	210		40	280	266	269		248	113		126	250	284	278		232	245	3,458
	HIGH: 284 Frames	10	10	5	10		2	10	10	10		10	7		5	10	10	10		10	10	139
	AVERAGE: 248.78 Points							1.0	1.0	1.0		1.0			1.0		1.0	1.0			1.0	8.0
222 Brooklyn Budd	Score	218	225	175	194		203	219	127	80		88	257		204	206	206	267		154	254	3,077
	HIGH: 267 Frames	10	10	10	10		10	10	7	4		3	10		10	10	10	10		5	10	139
	AVERAGE: 221.37 Points		1.0	1.0																		2.0
223 Shauna Pirie-Laisnez	Score	258	222	223	265		321	253	284	240		258	235		159	210	216	290		221	296	3,951
	HIGH: 321 Frames	10	10	10	10		10	10	10	10		10	10		10	10	10	10		10	10	160
	AVERAGE: 246.94 Points	1.0					1.0		1.0		1.0							1.0		1.0	1.0	7.0
224 Andrea Leavitt	Score	203	71	160	207		138		202	228		211	204		189	217				179		2,209
	HIGH: 228 Frames	10	5	5	10		8		10	10		10	10		10	10				10		108
	AVERAGE: 204.54 Points			1.0												1.0						2.0
225 Robyn Smith	Score	257	66	162			235	225	227	210		279	229		199	304	261	216		263	286	3,419
	HIGH: 304 Frames	10	5	10			10	10	10	10		10	10		10	10	10	10		10	10	145
	AVERAGE: 235.79 Points	1.0					1.0				1.0	1.0				1.0		1.0			1.0	7.0
226 Ashley Maxwell	Score		198	264	253		210	182	63	116		150	40		87		239	262		66	307	2,437
	HIGH: 307 Frames		10	10	10		10	10	3	6		7	3		5		10	10		5	10	109
	AVERAGE: 223.58 Points			1.0	1.0													1.0			1.0	4.0
	Score	1219	1051	1049	1129		1147	1159	1169	1143		1234	1078		964	1187	1206	1313		1115	1388	18,551
	HIGH: 1388 Points	2.0	1.0	6.0	1.0		2.0	1.0	5.0	1.0		6.0	1.0			3.0	1.0	7.0		1.0	7.0	45.0
	AVERAGE: 231.89 Opp	EDM	CAL	NOR	SOU	BYE	EDM	NOR	SOU	CAL	BYE	NOR	EDM	BYE	CAL	SOU	EDM	NOR	BYE	SOU	CAL	
220 Tony Zirk	Opp Score	1306	1337	1038	1225		1256	1310	1139	1241		1014	1329		1382	1217	1292	1123		1181	1172	19,562

2026 ALBERTA 5 PIN OPEN BOWLING CHAMPIONSHIPS

HERITAGE LANES

LADIES' DIVISION

Edmonton		1	2	3	4	5	6	7	8	9	10	11	12	13	14	15	16	17	18	19	20	Total	
321	Katie Rayner	Score	222	325	330		283	246	245		266	238	104	313	259	285		230	254	311		224	4,135
		HIGH: 330	Frames	10	10	10		10	10		10	10	5	10	10	10		10	10	10		10	155
		AVERAGE: 266.77	Points	1.0	1.0		1.0						1.0	1.0	1.0	1.0		1.0		1.0			7.0
322	Julie Orobko	Score	370	345	303		344	229	110		229	225	252	252	53	280		220	37	230			3,479
		HIGH: 370	Frames	10	10	10		10	10	3		10	10	10	3	10		10	3	10			129
		AVERAGE: 269.69	Points	1.0	1.0		1.0	1.0			1.0	1.0		1.0		1.0		1.0		1.0			10.0
323	Jenna Lamoureux	Score	249	129	266		236		115		249	242	270	153	326	245		318	308	320		237	3,663
		HIGH: 326	Frames	10	7	10			7		10	10	10	7	10	10		10	10	10		10	141
		AVERAGE: 259.79	Points	1.0		1.0					1.0	1.0	1.0		1.0			1.0	1.0	1.0		1.0	10.0
324	Katelynn Ayoub	Score	15	106	258		209	251	257		86	231	242	276	296	318		267	252			320	3,384
		HIGH: 320	Frames	1	3	10		10	10		4	10	10	10	10	10		10	10			10	128
		AVERAGE: 264.38	Points		1.0	1.0		1.0	1.0			1.0		1.0		1.0		1.0	1.0			1.0	10.0
325	Heidi Mapstone	Score	188	271	318		267	233	314		268	275	273	270	304	203			311	196		343	4,034
		HIGH: 343	Frames	9	10	10		10	10		10	10	10	10	10	10			10	10		10	149
		AVERAGE: 270.74	Points		1.0	1.0			1.0		1.0	1.0		1.0	1.0				1.0			1.0	10.0
326	Christine Wren	Score	262	164				297	252		97		81	65	118			257	138	182		214	2,127
		HIGH: 297	Frames	10	10			10	10		6		5	3	7			10	7	10		10	98
		AVERAGE: 217.04	Points	1.0				1.0	1.0						1.0					1.0			5.0
		Score	1306	1340	1475		1339	1256	1293		1195	1211	1222	1329	1356	1331		1292	1300	1239		1338	20,822
		HIGH: 1475	Points	6.0	7.0	4.5		6.0	6.0		3.0	7.0	1.0	7.0	7.0	6.0		7.0	3.0	7.0		4.5	88.0
		AVERAGE: 260.28	Opp	CEN	SOU	CAL	BYE	NOR	CEN	CAL	BYE	SOU	NOR	CAL	CEN	NOR	SOU	BYE	CEN	CAL	NOR	BYE	SOU
320	Henry Schuetz	Opp Score	1219	1087	1475		1183	1147	1225		1229	1098	1365	1078	1230	1250		1206	1319	1136		1338	19,585

North		1	2	3	4	5	6	7	8	9	10	11	12	13	14	15	16	17	18	19	20	Total	
421	Bonnie Olson	Score	227		202	296	290	262	248	251		233	209	296	253		302	318	245	270	248		4,150
		HIGH: 318	Frames		10	10	10	10	10	10		10	10	10	10		10	10	10	10	10		160
		AVERAGE: 259.38	Points		1.0		1.0	1.0	1.0	1.0				1.0		1.0		1.0					7.0
422	Jaime Grant	Score	309		226	266	209	219	165	270		114	256	233	230		330	228	166	270	266		3,757
		HIGH: 330	Frames		10	10	10	10	10	4	10		7	10	10	10		10	10	10	10		151
		AVERAGE: 248.81	Points		1.0	1.0			1.0				1.0				1.0				1.0		6.0
423	Corri Pigeau	Score	196		122	316	212	215	221	85		215	242	231	301		241	227	198	154	143		3,319
		HIGH: 316	Frames		10	8	10	10	10	6		10	10	10	10		10	10	10	10	5		149
		AVERAGE: 222.75	Points			1.0	1.0	1.0	1.0				1.0		1.0								6.0
424	Amy Campbell	Score			189	258	256	236	107	36		53	86	240	79			75		91	76		1,782
		HIGH: 258	Frames		10	10	10	10	6	4		3	6	10	6			5		6	5		91
		AVERAGE: 195.82	Points																				
425	Meghan Paul	Score	313		258	213	216	113	313	268		295	190	222	288		186	76	306	235	235		3,727
		HIGH: 313	Frames		10	10	10	5	10	10		10	10	10	10		10	5	10	10	10		150
		AVERAGE: 248.47	Points		1.0	1.0	1.0		1.0			1.0							1.0	1.0			7.0
426	Jessica Dubrute	Score	198		41			91	256	193		188	31		79		190	246	208	116	202		2,039
		HIGH: 256	Frames		10	2		5	10	10		10	4		4		10	10	10	4	10		99
		AVERAGE: 205.96	Points						1.0								1.0	1.0					3.0
		Score	1243		1038	1349	1183	1136	1310	1103		1098	1014	1222	1230		1249	1170	1123	1136	1170		18,774
		HIGH: 1349	Points		6.0		2.0	5.0	7.0	1.0		1.0	2.0	1.0	1.0		6.0	2.0	1.0	1.0	1.0		44.0
		AVERAGE: 234.68	Opp	SOU	BYE	CEN	CAL	EDM	SOU	CEN	CAL	BYE	EDM	CEN	SOU	EDM	BYE	CAL	SOU	CEN	EDM	CAL	BYE
420	Carter Stretch	Opp Score	1171		1049	1286	1339	1134	1159	1256		1211	1234	1370	1356		1188	1294	1313	1239	1280		19,879

**2026 ALBERTA 5 PIN OPEN BOWLING CHAMPIONSHIPS
HERITAGE LANES**

LADIES' DIVISION

South		1	2	3	4	5	6	7	8	9	10	11	12	13	14	15	16	17	18	19	20	Total	
521	Larissa Long	Score	136			311	222	234		130	248	349		241	136	206	248	214		273		269	3,217
		HIGH: 349	Frames	7		10	10	10		7	10	10		10	7	10	10	10		10		10	131
		AVERAGE: 245.57	Points			1.0		1.0				1.0		1.0		1.0		1.0		1.0			7.0
522	Janele Moyer	Score	211	215		211	132			215	194	87			55		48	317		200	229	272	2,386
		HIGH: 317	Frames	10	10	10	7			10	10	5			3		2	10		10	10	10	107
		AVERAGE: 222.99	Points			1.0				1.0							1.0			1.0	1.0	1.0	5.0
523	Tara Seitz	Score	241	233		218	327	251		201	269	220		253	288	234	232	274		211	215	272	3,939
		HIGH: 327	Frames	10	10	10	10	10		10	10	10		10	10	10	10	10		10	10	10	160
		AVERAGE: 246.19	Points	1.0		1.0	1.0	1.0			1.0			1.0	1.0		1.0	1.0				1.0	10.0
524	Jacie Brusky	Score	287	217		235	249	243		264	300	263		269	299	256	332	247		269	236	222	4,188
		HIGH: 332	Frames	10	10	10	10	10		10	10	10		10	10	10	10	10		10	10	10	160
		AVERAGE: 261.75	Points	1.0				1.0			1.0	1.0			1.0	1.0	1.0			1.0	1.0		9.0
525	Michelle Manton	Score	73	194			65	211		68		95		282	241	252	142					236	1,859
		HIGH: 282	Frames	3	10		3	10		3		5		10	10	10	8					10	82
		AVERAGE: 226.71	Points		1.0					1.0				1.0								1.0	4.0
526	Madison Jenkins	Score	223	228		250	269	195		261	218	295		325	342	302	215	242		308	265	303	4,241
		HIGH: 342	Frames	10	10	10	10	10		10	10	10		10	10	10	10	10		10	10	10	160
		AVERAGE: 265.06	Points			1.0	1.0			1.0		1.0		1.0	1.0					1.0	1.0		8.0
		Score	1171	1087		1225	1264	1134		1139	1229	1309		1370	1361	1250	1217	1294		1261	1181	1338	19,830
		HIGH: 1370	Points	2.0	1.0		7.0	5.0		3.0		4.5		7.0	6.0	2.0	5.0	6.0		6.0	7.0	3.5	73.0
		AVERAGE: 247.88	Opp	NOR	EDM	BYE	CEN	CAL	NOR	BYE	CEN	EDM	CAL	BYE	NOR	CAL	EDM	CEN	NOR	BYE	CAL	CEN	EDM
520	Conner Leavitt	Opp Score	1243	1340		1129	1051	1136		1169	1195	1309		1222	1242	1331	1187	1170		1139	1115	1338	19,316

2026 ALBERTA 5 PIN OPEN BOWLING CHAMPIONSHIPS
Heritage Lanes - Red Deer - April 1 - 4

LADIES TEAMS STEPLADDER

2nd vs 3rd MATCH

2nd Place Qualifier - South					
Code	Team Name		1	IF	
521	Larissa Long	Score	220		
		Points	0.0		
		Frames	10	0	
522	Janele Moyer	Score	170		
		Points	0.0		
		Frames	8	0	
523	Tara Seitz	Score	331		
		Points	1.0		
		Frames	10	0	
524	Jacie Brusky	Score	308		
		Points	0.0		
		Frames	10	0	
525	Michelle Manton	Score	30		
		Points	0.0		
		Frames	2	0	
526	Madison Jenkins	Score	277		
		Points	1.0		
		Frames	10	0	
	Coach	Score	1336	0	
		Frames	50	0	
		Game Points	2.0	0.0	
		Match Points	3.0	0.0	
		Total Points	5.0	0.0	
520	Conner Leavitt	Opp	Cal	Cal	
		Opp Score	3.0	0.0	

CHAMPIONSHIP MATCH

1st Place Qualifier - Edmonton					
Code	Team Name		1	IF	IF
321	Katie Rayner	Score	273	376	
		Points	1.0	1.0	
		Frames	10	10	0
322	Julie Orobko	Score	224	338	
		Points	1.0	1.0	
		Frames	10	10	0
323	Jenna Lamoureux	Score	198	351	
		Points	0.0	1.0	
		Frames	10	10	0
324	Katelynn Ayoub	Score	234	187	
		Points	0.0	0.0	
		Frames	10	8	0
325	Heidi Mapstone	Score	221	313	
		Points	0.0	0.0	
		Frames	10	10	0
326	Christine Wren	Score	0	13	
		Points	0.0	0.0	
		Frames	0	2	0
	Coach	Score	1150	1578	0
		Frames	50	50	0
		Game Points	2.0	3.0	0.0
		Match Points	0.0	3.0	0.0
		Total Points	2.0	6.0	0.0
320	Henry Schuetz	Opp	Sou	Sou	Sou
		Opp Score	6.0	2.0	0.0

Provincial Champion: Edmonton

3rd Place Qualifier - Calgary

Code	Team Name		1	IF	
121	Kelsy Wilton	Score	238		
		Points	1.0		
		Frames	10	0	
122	Ann-Marie Petersen	Score	244		
		Points	0.0		
		Frames	10	0	
123	Christine Pocza	Score	268		
		Points	1.0		
		Frames	10	0	
124	Tracy Smith	Score	318		
		Points	1.0		
		Frames	10	0	
125	Mikayla Sanderson	Score	246		
		Points	0.0		
		Frames	10	0	
126	Maria Dalton	Score	0		
		Points	0.0		
		Frames	0	0	
	Coach	Score	1314	0	
		Frames	50	0	
		Game Points	3.0	0.0	
		Match Points	0.0	0.0	
		Total Points	3.0	0.0	
120	Stacey Sanderson	Opp	Sou	Sou	
		Opp Score	5.0	0.0	

South

Code	Team Name		1	IF	IF
521	Larissa Long	Score	274	328	
		Points	1.0	1.0	
		Frames	10	10	0
522	Janele Moyer	Score	0	0	
		Points	0.0	0.0	
		Frames	0	0	0
523	Tara Seitz	Score	271	260	
		Points	0.0	0.0	
		Frames	10	10	0
524	Jacie Brusky	Score	204	194	
		Points	1.0	0.0	
		Frames	10	10	0
525	Michelle Manton	Score	353	251	
		Points	1.0	1.0	
		Frames	10	10	0
526	Madison Jenkins	Score	196	208	
		Points	0.0	0.0	
		Frames	10	10	0
	Coach	Score	1298	1241	0
		Frames	50	50	0
		Game Points	3.0	2.0	0.0
		Match Points	3.0	0.0	0.0
		Total Points	6.0	2.0	0.0
520	Conner Leavitt	Opp	Edm	Edm	Edm
		Opp Score	2.0	6.0	0.0

**2026 ALBERTA 5 PIN OPEN BOWLING CHAMPIONSHIPS
HERITAGE LANES**

MEN'S DIVISION

		1	2	3	4	5	6	7	8	9	10	11	12	13	14	15	16	17	18	19	20	Total
1 Edmonton	Points	6.0	2.0	6.0	7.0		5.0	7.0	6.0	1.0		7.0	5.0		5.0	7.0	5.0	6.0		6.0	6.0	87.0
	Score	1493	1262	1393	1429		1323	1389	1298	1231		1492	1418		1319	1404	1419	1319		1499	1473	22,161
	Opp.	NOR	CEN	SOU	CAL	BYE	NOR	SOU	CAL	CEN	BYE	SOU	NOR	BYE	CEN	CAL	NOR	SOU	BYE	CAL	CEN	
	Opp. Score	1325	1305	1241	1224		1216	1163	1283	1274		1188	1296		1310	1331	1363	1234		1354	1467	20,574
5 North	Points	2.0	8.0		4.0	6.0	3.0		5.5	7.0	7.0		3.0	2.0	7.0	7.0	3.0		1.0	1.0	8.0	74.5
	Score	1325	1509		1204	1383	1216		1490	1236	1439		1296	1142	1497	1187	1363		1256	1263	1271	21,077
	Opp.	EDM	SOU	BYE	CEN	CAL	EDM	BYE	CEN	SOU	CAL	BYE	EDM	CAL	SOU	CEN	EDM	BYE	CAL	CEN	SOU	
	Opp. Score	1493	1259		1182	1313	1323		1340	1094	1204		1418	1232	1416	1180	1419		1319	1459	1021	20,672
2 Central	Points		6.0	0.5	4.0	1.0		6.0	2.5	7.0	3.0	6.0		2.0	3.0	1.0		6.0	7.0	7.0	2.0	64.0
	Score		1305	1331	1182	1153		1334	1340	1274	1232	1404		1204	1310	1180		1487	1404	1459	1467	21,066
	Opp.	BYE	EDM	CAL	NOR	SOU	BYE	CAL	NOR	EDM	SOU	CAL	BYE	SOU	EDM	NOR	BYE	CAL	SOU	NOR	EDM	
	Opp. Score		1262	1546	1204	1306		1242	1490	1231	1250	1233		1240	1319	1187		1465	1284	1263	1473	20,995
4 South	Points	6.0		2.0		7.0	7.0	1.0		1.0	5.0	1.0	7.0	6.0	1.0		2.0	2.0	1.0			49.0
	Score	1467	1259	1241		1306	1376	1163		1094	1250	1188	1428	1240	1416		1222	1234	1284		1021	20,189
	Opp.	CAL	NOR	EDM	BYE	CEN	CAL	EDM	BYE	NOR	CEN	EDM	CAL	CEN	NOR	BYE	CAL	EDM	CEN	BYE	NOR	
	Opp. Score	1359	1509	1393		1153	1305	1389		1236	1232	1492	1204	1204	1497		1442	1319	1404		1271	21,409
3 Calgary	Points	2.0		7.5	1.0	2.0	1.0	2.0	2.0		1.0	2.0	1.0	6.0		1.0	6.0	2.0	7.0	2.0		45.5
	Score	1359		1546	1224	1313	1305	1242	1283		1204	1233	1204	1232		1331	1442	1465	1319	1354		21,056
	Opp.	SOU	BYE	CEN	EDM	NOR	SOU	CEN	EDM	BYE	NOR	CEN	SOU	NOR	BYE	EDM	SOU	CEN	NOR	EDM	BYE	
	Opp. Score	1467		1331	1429	1383	1376	1334	1298		1439	1404	1428	1142		1404	1222	1487	1256	1499		21,899

2026 ALBERTA 5 PIN OPEN BOWLING CHAMPIONSHIPS

HERITAGE LANES

MEN'S DIVISION

Calgary		1	2	3	4	5	6	7	8	9	10	11	12	13	14	15	16	17	18	19	20	Total
111 Mark Miller	Score	389		309	235	317	263	181	266		228	138	163	265		270	270	329	180	263		4,066
	HIGH: 389	10		10	10	10	10	10	10		10	7	8	10		10	10	10	4	10		149
	AVERAGE: 272.89	1.0		1.0	1.0	1.0	1.0	1.0	1.0		1.0			1.0			1.0	1.0				8.0
112 Rich Weber	Score	323		178	228	92	281	125	244		288	244	30	226		298	293	303	319	302		3,774
	HIGH: 323	10		8	10	5	10	5	10		10	10	2	10		10	10	10	10	10		140
	AVERAGE: 269.57			0.5							1.0			1.0			1.0		1.0			4.5
113 Bobby Kyte	Score	187		378	308	312	285	310	298		150	281	258	230		274	331	271	236	240		4,349
	HIGH: 378	10		10	10	10	10	10	10		8	10	10	10		10	10	10	10	10		158
	AVERAGE: 275.25	1.0		1.0	1.0	1.0	1.0	1.0	1.0		1.0	1.0	1.0						1.0	1.0		9.0
114 Rick Heinrich	Score	30		344	236	244	234	106	283		262	266	273	303		270	327	246	110	198		3,732
	HIGH: 344	1		10	10	10	10	5	10		10	10	10	10		10	10	10	6	6		138
	AVERAGE: 270.43			1.0								1.0		1.0		1.0	1.0					5.0
115 Jake Anderson	Score	205		47	17	241	242	249	72		226	66	265	88		85	65		237	289		2,394
	HIGH: 289	10		2	2	10	10	10	4		10	3	10	5		3	4		10	10		103
	AVERAGE: 232.43					1.0													1.0	1.0		3.0
116 Daniel Hercun	Score	225		290	200	107		271	120		50	238	215	120		134	156	316	237	62		2,741
	HIGH: 316	9		10	8	5		10	6		2	10	10	5		7	6	10	10	4		112
	AVERAGE: 244.73			1.0				1.0										1.0	1.0			4.0
	Score	1359		1546	1224	1313	1305	1242	1283		1204	1233	1204	1232		1331	1442	1465	1319	1354		21,056
	HIGH: 1546	2.0		7.5	1.0	2.0	1.0	2.0	2.0		1.0	2.0	1.0	6.0		1.0	6.0	2.0	7.0	2.0		45.5
	AVERAGE: 263.2	Opp	SOU	BYE	CEN	EDM	NOR	SOU	CEN	EDM	BYE	NOR	CEN	SOU	NOR	BYE	EDM	SOU	CEN	NOR	EDM	BYE
110 Ryan Pasko	Opp Score	1467		1331	1429	1383	1376	1334	1298		1439	1404	1428	1142		1404	1222	1487	1256	1499		21,899

Central		1	2	3	4	5	6	7	8	9	10	11	12	13	14	15	16	17	18	19	20	Total
211 Evan Lacoursiere	Score		252	264	239	198		155	330	269	234	270		223	283	264		338	249	357	282	4,207
	HIGH: 357		10	10	10	10		5	10	10	10	10		10	10	10		10	10	10	10	155
	AVERAGE: 271.42		1.0		1.0				1.0	1.0				1.0				1.0		1.0		7.0
212 Shelby Chrest	Score		325	298	235	119		303	267	103	45	318		167	55	202		120	259	322	288	3,426
	HIGH: 325		10	10	10	6		10	10	5	1	10		8	3	10		4	10	10	10	127
	AVERAGE: 269.76		1.0		1.0				0.5		1.0	1.0							1.0	1.0	1.0	7.5
213 Rob Clark	Score		289	160	133	264		215	310	301	202	280		255	258	281		363	340	58	176	3,885
	HIGH: 363		10	8	5	10		10	10	10	9	10		10	10	10		10	10	4	8	144
	AVERAGE: 269.79		1.0			1.0				1.0		1.0		1.0	1.0	1.0		1.0	1.0			9.0
214 AJ Bosman	Score		193	65	90	247		314	101	96	241	260		271	229	158		119		181	55	2,620
	HIGH: 314		10	2	5	10		10	6	5	10	10		10	10	6		6		6	2	108
	AVERAGE: 242.59			0.5				1.0							1.0							2.5
215 Jenson Wudkevich	Score		93	238	251	250		252	237	249	224			60	159	73		231	288	254	273	3,132
	HIGH: 288		4	10	10	10		10	10	10	10			2	7	4		10	10	10	10	127
	AVERAGE: 246.61				1.0			1.0		1.0	1.0								1.0	1.0		6.0
216 Justin Langrock	Score		153	306	234	75		95	95	256	286	276		228	326	202		316	268	287	393	3,796
	HIGH: 393		6	10	10	4		5	4	10	10	10		10	10	10		10	10	10	10	139
	AVERAGE: 273.09				1.0			1.0	1.0	1.0	1.0	1.0			1.0			1.0	1.0	1.0	1.0	11.0
	Score		1305	1331	1182	1153		1334	1340	1274	1232	1404		1204	1310	1180		1487	1404	1459	1467	21,066
	HIGH: 1487		6.0	0.5	4.0	1.0		6.0	2.5	7.0	3.0	6.0		2.0	3.0	1.0		6.0	7.0	7.0	2.0	64.0
	AVERAGE: 263.33	Opp	BYE	EDM	CAL	NOR	SOU	BYE	CAL	NOR	EDM	SOU	CAL	BYE	SOU	EDM	NOR	BYE	CAL	SOU	NOR	EDM
210 Mark Gutfriend	Opp Score		1262	1546	1204	1306		1242	1490	1231	1250	1233		1240	1319	1187		1465	1284	1263	1473	20,995

2026 ALBERTA 5 PIN OPEN BOWLING CHAMPIONSHIPS

HERITAGE LANES

MEN'S DIVISION

Edmonton		1	2	3	4	5	6	7	8	9	10	11	12	13	14	15	16	17	18	19	20	Total
311 Brett Mapstone	Score	383	225	324	310		410	298	158	338		145	298		317	350	256	306		311	232	4,661
	HIGH: 410	10	10	10	10		10	10	8	10		8	10		10	10	10	10		10	10	156
	AVERAGE: 298.78	1.0		1.0	1.0		1.0	1.0		1.0						1.0		1.0		1.0	1.0	9.0
312 Karie Kreutz	Score	284	178				212	207	233	93		344	308		297	289	299	257		287	323	3,611
	HIGH: 344	10	10				10	10	10	3		10	10		10	10	10	10		10	10	133
	AVERAGE: 271.5											1.0	1.0		1.0	1.0	1.0	1.0		1.0	1.0	8.0
313 Iain Wardell	Score	146		264	280		232	289	252	140		57	223		48	148		176		286	71	2,612
	HIGH: 289	8		10	10		10	10	10	7		2	10		3	7		10		10	4	111
	AVERAGE: 235.32			1.0	1.0			1.0	1.0													4.0
314 Tyler Tytgat	Score	316	328	269	304		100		295	233		334	375		319	298	337	355		230	291	4,384
	HIGH: 375	10	10	10	10		6		10	10		10	10		10	10	10	10		10	10	146
	AVERAGE: 300.27	1.0	1.0						1.0			1.0	1.0		1.0	1.0		1.0			1.0	9.0
315 Dexter Wiseman	Score	328	286	283	245		108	258	38	214		373	214		221	271	303	225		385	365	4,117
	HIGH: 385	10	10	10	10		4	10	2	10		10	10		10	10	10	10		10	10	146
	AVERAGE: 281.99	1.0	1.0		1.0			1.0				1.0				1.0	1.0		1.0	1.0		9.0
316 Tim Wiseman	Score	36	245	253	290		261	337	322	213		239			117	48	224				191	2,776
	HIGH: 337	2	10	10	10		10	10	10	10		10			7	3	10				6	108
	AVERAGE: 257.04			1.0	1.0		1.0	1.0	1.0			1.0										6.0
	Score	1493	1262	1393	1429		1323	1389	1298	1231		1492	1418		1319	1404	1419	1319		1499	1473	22,161
	HIGH: 1499	6.0	2.0	6.0	7.0		5.0	7.0	6.0	1.0		7.0	5.0		5.0	7.0	5.0	6.0		6.0	6.0	87.0
	AVERAGE: 277.01																					
	Opp	NOR	CEN	SOU	CAL	BYE	NOR	SOU	CAL	CEN	BYE	SOU	NOR	BYE	CEN	CAL	NOR	SOU	BYE	CAL	CEN	
310 Desiree Tytgat	Opp Score	1325	1305	1241	1224		1216	1163	1283	1274		1188	1296		1310	1331	1363	1234		1354	1467	20,574

North		1	2	3	4	5	6	7	8	9	10	11	12	13	14	15	16	17	18	19	20	Total
411 Thomas Tomkins	Score	239	337		228	314	275		371	293	279		252	124	251	224	264		314	311	253	4,329
	HIGH: 371	10	10		10	10	10		10	10	10		10	7	10	10	10		10	10	10	157
	AVERAGE: 275.73		1.0				1.0		1.0	1.0	1.0		1.0		1.0				1.0	1.0	1.0	10.0
412 Dustin Thompson	Score	310	278		213	335	217		267	60			206	258	299	89	244		236	88	260	3,360
	HIGH: 335	10	10		10	10	10		10	4			10	10	10	5	10		10	4	10	133
	AVERAGE: 252.63	1.0	1.0			1.0	1.0		0.5						1.0		1.0				1.0	7.5
413 Victor Fobert	Score	293	291		169	252	227		339	247	318		290	257	345	297	346		207	238		4,116
	HIGH: 346	10	10		7	10	10		10	10	10		10	10	10	10	10		10	10		147
	AVERAGE: 280		1.0			1.0			1.0	1.0	1.0			1.0	1.0	1.0	1.0					9.0
414 Robert Tomkins	Score	39	270		212		284		321	250	288		321	224	343	204	302		303	274	278	3,913
	HIGH: 343	3	10		10		10		10	10	10		10	10	10	10	10		10	10	10	143
	AVERAGE: 273.64		1.0				1.0			1.0	1.0		1.0		1.0	1.0	1.0				1.0	9.0
415 Israel Bellavance	Score	291	333		342	254	213		137	164	255		120	226	140	258	30		136	216	258	3,373
	HIGH: 342	10	10		10	10	10		6	6	10		5	10	4	10	2		7	10	10	130
	AVERAGE: 259.46	1.0	1.0		1.0	1.0							1.0	1.0		1.0					1.0	8.0
416 Colten Vant Evre	Score	153			40	228			55	222	299		107	53	119	115	177		60	136	222	1,986
	HIGH: 299	7			3	10			4	10	10		5	3	6	5	8		3	6	10	90
	AVERAGE: 220.67									1.0	1.0				1.0						1.0	4.0
	Score	1325	1509		1204	1383	1216		1490	1236	1439		1296	1142	1497	1187	1363		1256	1263	1271	21,077
	HIGH: 1509	2.0	8.0		4.0	6.0	3.0		5.5	7.0	7.0		3.0	2.0	7.0	7.0	3.0		1.0	1.0	8.0	74.5
	AVERAGE: 263.46																					
	Opp	EDM	SOU	BYE	CEN	CAL	EDM	BYE	CEN	SOU	CAL	BYE	EDM	CAL	SOU	CEN	EDM	BYE	CAL	CEN	SOU	
410 Lynn Howell	Opp Score	1493	1259		1182	1313	1323		1340	1094	1204		1418	1232	1416	1180	1419		1319	1459	1021	20,672

**2026 ALBERTA 5 PIN OPEN BOWLING CHAMPIONSHIPS
HERITAGE LANES**

MEN'S DIVISION

South		1	2	3	4	5	6	7	8	9	10	11	12	13	14	15	16	17	18	19	20	Total	
511	Derek Lewicki	Score	405	261	233		243	257	240		268	238	238	345	278	290		365	246	286		116	4,309
		HIGH: 405	10	10	10		10	10	10		10	10	10	10	10	10		10	10	10		6	156
		AVERAGE: 276.22	1.0				1.0					1.0	1.0	1.0				1.0		1.0			7.0
512	Rob Price	Score	143	240	305		287	304	237		186	285	299	216	178	250		244	240	330		179	3,923
		HIGH: 330	8	10	10		10	10	10		10	10	10	10	10	10		10	10	10		10	158
		AVERAGE: 248.29			1.0		1.0	1.0	1.0			1.0							1.0				6.0
513	Chris Herrmann	Score	247	113	199		268	259	200		90	310	245	413	273	339		166	51	239		224	3,636
		HIGH: 413	10	6	10		10	10	10		5	10	10	10	10	10		10	3	10		10	144
		AVERAGE: 252.5	1.0				1.0	1.0				1.0		1.0	1.0	1.0							7.0
514	Taylor Hanley	Score	330	269	88		259	326	229		215	204	230	201	309	290		200	295	113		202	3,760
		HIGH: 330	10	10	6		10	10	10		10	10	10	10	10	10		10	10	6		10	152
		AVERAGE: 247.37	1.0				1.0	1.0						1.0	1.0				1.0				6.0
515	Jason Ives	Score	301	315	343		249	230	257		93	122	164	253	114			247	266	230		111	3,295
		HIGH: 343	10	10	10		10	10	10		5	5	9	10	6			10	10	10		4	129
		AVERAGE: 255.43			1.0		1.0							1.0				1.0					4.0
516	Gino Mangone	Score	41	61	73						242	91	12		88	247			136	86		189	1,266
		HIGH: 247	2	4	4						10	5	1		4	10			7	4		10	61
		AVERAGE: 207.54									1.0												1.0
		Score	1467	1259	1241		1306	1376	1163		1094	1250	1188	1428	1240	1416		1222	1234	1284		1021	20,189
		HIGH: 1467	6.0		2.0		7.0	7.0	1.0		1.0	5.0	1.0	7.0	6.0	1.0		2.0	2.0	1.0			49.0
		AVERAGE: 252.36	CAL	NOR	EDM	BYE	CEN	CAL	EDM	BYE	NOR	CEN	EDM	CAL	CEN	NOR	BYE	CAL	EDM	CEN	BYE	NOR	
510	Wayne Young	Opp Score	1359	1509	1393		1153	1305	1389		1236	1232	1492	1204	1204	1497		1442	1319	1404		1271	21,409

2026 ALBERTA 5 PIN OPEN BOWLING CHAMPIONSHIPS
Heritage Lanes - Red Deer - April 1 - 4

MENS'S TEAMS STEPLADDER

2nd vs 3rd MATCH

2nd Place Qualifier - North				
Code	Team Name		1	IF
411	Thomas Tomkins	Score	257	
		Points	0.0	
		Frames	10	0
412	Dustin Thompson	Score	240	
		Points	1.0	
		Frames	10	0
413	Victor Fobert	Score	303	
		Points	0.0	
		Frames	10	0
414	Robert Tomkins	Score	281	
		Points	0.0	
		Frames	10	0
415	Israel Bellavance	Score	160	
		Points	0.0	
		Frames	7	0
416	Colten Vant Evre	Score	51	
		Points	0.0	
		Frames	3	0
Coach	Score	1292	0	
	Frames	50	0	0
	Game Points	1.0	0.0	0.0
	Match Points	0.0	0.0	0.0
	Total Points	1.0	0.0	
410	Lynn Howell	Opp	Cen	Cen
		Opp Score	7.0	0.0

CHAMPIONSHIP MATCH

1st Place Qualifier - Edmonton					
Code	Team Name		1	IF	IF
311	Brett Mapstone	Score	284		
		Points	1.0		
		Frames	10	0	0
312	Karie Kreutz	Score	322		
		Points	1.0		
		Frames	10	0	0
313	Iain Wardell	Score	133		
		Points	0.0		
		Frames	6	0	0
314	Tyler Tytgat	Score	375		
		Points	1.0		
		Frames	10	0	0
315	Dexter Wiseman	Score	370		
		Points	1.0		
		Frames	10	0	0
316	Tim Wiseman	Score	62		
		Points	0.0		
		Frames	4	0	0
Coach	Score	1546	0	0	
	Frames	50	0	0	
	Game Points	4.0	0.0	0.0	
	Match Points	3.0	0.0	0.0	
	Total Points	7.0	0.0	0.0	
310	Desiree Tytgat	Opp	Nor	Nor	Nor
		Opp Score	1.0	0.0	0.0

Provincial Champion: Edmonton

3rd Place Qualifier - Central

Code	Team Name		1	IF
211	Evan Lacoursiere	Score	346	
		Points	1.0	
		Frames	10	0
212	Shelby Chrest	Score	124	
		Points	0.0	
		Frames	6	0
213	Rob Clark	Score	314	
		Points	1.0	
		Frames	10	0
214	AJ Bosman	Score	66	
		Points	0.0	
		Frames	4	0
215	Jenson Wudkevich	Score	217	
		Points	1.0	
		Frames	10	0
216	Justin Langrock	Score	307	
		Points	1.0	
		Frames	10	0
Coach	Score	1374	0	
	Frames	50	0	0
	Game Points	4.0	0.0	0.0
	Match Points	3.0	0.0	0.0
	Total Points	7.0	0.0	0.0
210	Mark Gutfriend	Opp	Nor	Nor
		Opp Score	1.0	0.0

Central

Code	Team Name		1	IF	IF
211	Evan Lacoursiere	Score	310		
		Points	0.0		
		Frames	10	0	0
212	Shelby Chrest	Score	278		
		Points	1.0		
		Frames	10	0	0
213	Rob Clark	Score	309		
		Points	0.0		
		Frames	10	0	0
214	AJ Bosman	Score	110		
		Points	0.0		
		Frames	6	0	0
215	Jenson Wudkevich	Score	58		
		Points	0.0		
		Frames	4	0	0
216	Justin Langrock	Score	253		
		Points	0.0		
		Frames	10	0	0
Coach	Score	1318	0	0	
	Frames	50	0	0	
	Game Points	1.0	0.0	0.0	
	Match Points	0.0	0.0	0.0	
	Total Points	1.0	0.0	0.0	
210	Mark Gutfriend	Opp	Edm	Edm	Edm
		Opp Score	7.0	0.0	0.0

**2026 ALBERTA 5 PIN OPEN BOWLING CHAMPIONSHIPS
HERITAGE LANES**

MIXED DIVISION

		1	2	3	4	5	6	7	8	9	10	11	12	13	14	15	16	17	18	19	20	Total
1 Edmonton	Points		1.0	3.0	6.0	6.0		6.0	8.0	7.0	7.0	6.0		7.0	6.0	5.0		6.0	5.0	6.0	7.0	92.0
	Score		1119	1145	1224	1200		1232	1337	1491	1512	1279		1225	1155	1393		1096	1321	1201	1413	20,343
	Opp.	BYE	CAL	SOU	NOR	CEN	BYE	SOU	NOR	CAL	CEN	SOU	BYE	CEN	CAL	NOR	BYE	SOU	CEN	NOR	CAL	
	Opp. Score		1181	1202	1182	1104		1104	1205	1158	1147	1212		1150	1116	1278		1032	1306	1187	1171	18,735
2 Calgary	Points	1.0	7.0	5.0		7.0	6.0	7.0		1.0	7.0	7.0	2.0	3.0	2.0		2.0	5.0	7.0		1.0	70.0
	Score	1097	1181	1233		1346	1381	1304		1158	1455	1370	1315	1197	1116		1312	1239	1499		1171	20,374
	Opp.	CEN	EDM	NOR	BYE	SOU	CEN	NOR	BYE	EDM	SOU	NOR	CEN	SOU	EDM	BYE	CEN	NOR	SOU	BYE	EDM	
	Opp. Score	1295	1119	1136		1081	1359	1151		1491	1131	1176	1418	1316	1155		1360	1197	1148		1413	19,946
3 Central	Points	7.0	7.0		7.0	2.0	2.0		6.5	1.0	1.0		6.0	1.0	7.0	6.0	6.0		3.0	3.5	2.0	68.0
	Score	1295	1288		1295	1104	1359		1200	1361	1147		1418	1150	1246	1169	1360		1306	1115	1116	19,929
	Opp.	CAL	NOR	BYE	SOU	EDM	CAL	BYE	SOU	NOR	EDM	BYE	CAL	EDM	NOR	SOU	CAL	BYE	EDM	SOU	NOR	
	Opp. Score	1097	1167		1141	1200	1381		1047	1414	1512		1315	1225	1107	971	1312		1321	1124	1203	19,537
5 North	Points	5.0	1.0	3.0	2.0		2.0	1.0		7.0		1.0	4.5		1.0	3.0	7.0	3.0		2.0	6.0	48.5
	Score	1093	1167	1136	1182		1047	1151	1205	1414		1176	1031		1107	1278	1252	1197		1187	1203	18,826
	Opp.	SOU	CEN	CAL	EDM	BYE	SOU	CAL	EDM	CEN	BYE	CAL	SOU	BYE	CEN	EDM	SOU	CAL	BYE	EDM	CEN	
	Opp. Score	1070	1288	1233	1224		1175	1304	1337	1361		1370	1031		1246	1393	1009	1239		1201	1116	19,597
4 South	Points	3.0		5.0	1.0	1.0	6.0	2.0	1.5		1.0	2.0	3.5	5.0		2.0	1.0	2.0	1.0	4.5		41.5
	Score	1070		1202	1141	1081	1175	1104	1047		1131	1212	1031	1316		971	1009	1032	1148	1124		17,794
	Opp.	NOR	BYE	EDM	CEN	CAL	NOR	EDM	CEN	BYE	CAL	EDM	NOR	CAL	BYE	CEN	NOR	EDM	CAL	CEN	BYE	
	Opp. Score	1093		1145	1295	1346	1047	1232	1200		1455	1279	1031	1197		1169	1252	1096	1499	1115		19,451

**2026 ALBERTA 5 PIN OPEN BOWLING CHAMPIONSHIPS
HERITAGE LANES**

MIXED DIVISION

Calgary		1	2	3	4	5	6	7	8	9	10	11	12	13	14	15	16	17	18	19	20	Total	
131	David Johnson	Score	213	293	70		180	320	363		241	301	349	270	268	222		46	103	309		208	3,756
		HIGH: 363	10	10	4		4	10	10		10	10	10	10	10	10		4	5	10		10	137
		AVERAGE: 274.16	1.0	1.0			1.0	1.0	1.0		1.0	1.0	1.0	1.0	1.0					1.0			9.0
132	Parker Anderson	Score	265	237	314		126	292	310		70	343	302	286	97	265		297	312	390		248	4,154
		HIGH: 390	10	10	10		6	10	10		5	10	10	10	5	10		10	10	10		10	146
		AVERAGE: 284.52							1.0			1.0	1.0			1.0			1.0	1.0			6.0
133	Adam Strang	Score	257	244	225		313	278	78		328	297	269	271	244	229		297	279	238		207	4,054
		HIGH: 328	10	10	10		10	10	5		10	10	10	10	10	10		10	10	10		8	153
		AVERAGE: 264.97	1.0	1.0			1.0	1.0			1.0	1.0	1.0	1.0		1.0		1.0		1.0		1.0	10.0
134	Shelly Taylor	Score	201	95	229		221		229		89	292	59		80	126		223	237	383		243	2,707
		HIGH: 383	10	4	10		10		10		5	10	4		5	6		10	10	10		10	114
		AVERAGE: 237.46			1.0		1.0		1.0			1.0								1.0			5.0
135	Amanda Howlett-Long	Score	85	108	117		234	281	231		212	36	116	250	281	209		343	201	112		36	2,852
		HIGH: 343	5	6	6		10	10	10		10	2	6	10	10	10		10	10	6		2	123
		AVERAGE: 231.87		1.0				1.0	1.0							1.0		1.0					5.0
136	Annette Bruneau	Score	76	204	278		272	210	93		218	186	275	238	227	65		106	107	67		229	2,851
		HIGH: 278	5	10	10		10	10	5		10	8	10	10	10	4		6	5	4		10	127
		AVERAGE: 224.49		1.0	1.0		1.0					1.0	1.0	1.0					1.0				8.0
		Score	1097	1181	1233		1346	1381	1304		1158	1455	1370	1315	1197	1116		1312	1239	1499		1171	20,374
		HIGH: 1499	1.0	7.0	5.0		7.0	6.0	7.0		1.0	7.0	7.0	2.0	3.0	2.0		2.0	5.0	7.0		1.0	70.0
		AVERAGE: 254.68	CEN	EDM	NOR	BYE	SOU	CEN	NOR	BYE	EDM	SOU	NOR	CEN	SOU	EDM	BYE	CEN	NOR	SOU	BYE	EDM	
130	Rob Wolfson	Opp Score	1295	1119	1136		1081	1359	1151		1491	1131	1176	1418	1316	1155		1360	1197	1148		1413	19,946

Central		1	2	3	4	5	6	7	8	9	10	11	12	13	14	15	16	17	18	19	20	Total	
231	Gary Baird	Score	315	269		283	322	282		256	264	288		246	203	263	257	272		261	278	259	4,318
		HIGH: 322	10	10		10	10	10		10	10	10		10	10	10	10	10		10	10	10	160
		AVERAGE: 269.88	1.0	1.0		1.0	1.0			0.5		1.0			1.0	1.0	1.0				1.0		9.5
232	Wyatt Bernard	Score	239	267		346	215	450		260	330	320		292	293	289	176	335		241	190	253	4,496
		HIGH: 450	10	10		10	10	10		10	10	10		10	10	10	10	10		10	10	10	160
		AVERAGE: 281	1.0	1.0		1.0		1.0		1.0	1.0			1.0	1.0			1.0		1.0		1.0	11.0
233	Anthony Streit	Score	208	299		313	204	198		292	293	227		327	260	247	256	350		299		247	4,020
		HIGH: 350	10	10		10	10	10		10	10	10		10	10	10	10	10		10		10	150
		AVERAGE: 268		1.0		1.0				1.0				1.0	1.0		1.0	1.0		1.0		1.0	9.0
234	Tricia Wigston	Score	320	254		194	100	195		183		53		218	222	203	215	190		151	205	85	2,788
		HIGH: 320	10	10		10	6	10		10		4		10	10	10	10	10		5	10	6	131
		AVERAGE: 212.82	1.0	1.0		1.0										1.0					0.5		4.5
235	Donna Gervais	Score				126	206	234		209	259	173		335	152	244	265	213		266	240	222	3,144
		HIGH: 335				7	10	10		10	10	10		10	8	10	10	10		10	10	10	135
		AVERAGE: 232.89					1.0	1.0		1.0				1.0		1.0	1.0			1.0	1.0		8.0
236	Christine Dyck	Score	213	199		33	57				215	86			20					88	202	50	1,163
		HIGH: 215	10	10		3	4				10	6			2					5	10	4	64
		AVERAGE: 181.72	1.0																		1.0		2.0
		Score	1295	1288		1295	1104	1359		1200	1361	1147		1418	1150	1246	1169	1360		1306	1115	1116	19,929
		HIGH: 1418	7.0	7.0		7.0	2.0	2.0		6.5	1.0	1.0		6.0	1.0	7.0	6.0	6.0		3.0	3.5	2.0	68.0
		AVERAGE: 249.11	CAL	NOR	BYE	SOU	EDM	CAL	BYE	SOU	NOR	EDM	BYE	CAL	EDM	NOR	SOU	CAL	BYE	EDM	SOU	NOR	
230	Mitch Rioux	Opp Score	1097	1167		1141	1200	1381		1047	1414	1512		1315	1225	1107	971	1312		1321	1124	1203	19,537

**2026 ALBERTA 5 PIN OPEN BOWLING CHAMPIONSHIPS
HERITAGE LANES**

MIXED DIVISION

Edmonton		1	2	3	4	5	6	7	8	9	10	11	12	13	14	15	16	17	18	19	20	Total	
331	Jacob Radke	Score	234	236	134			86	322	308	310	306		275	203	281		192	210	298	247	3,642	
		HIGH: 322	10	10	6			6	10	10	10	10		10	10	10		10	10	10	10	142	
		AVERAGE: 256.48		1.0					1.0	1.0	1.0	1.0		1.0	1.0	1.0				1.0	1.0	10.0	
332	Jeremy Harasymchuk	Score	282	251	278	242		272	255	380	287	275		284	270	319		249	350	191	395	4,580	
		HIGH: 395	10	10	10	10		10	10	10	10	10		10	10	10		10	10	10	10	160	
		AVERAGE: 286.25	1.0					1.0	1.0	1.0		1.0		1.0	1.0			1.0	1.0		1.0	10.0	
333	Brad Aasen	Score	233	205	232	307		233	275	258	361	255		310	219	376		217	255	261		3,997	
		HIGH: 376	10	10	10	10		10	10	10	10	10		10	10	10		10	10	10		150	
		AVERAGE: 266.47				1.0		1.0	1.0	1.0	1.0			1.0		1.0				1.0		8.0	
334	Kayla Harasymchuk	Score	169	230	257	236		276			292	248		89	146	192			242		250	2,627	
		HIGH: 292	10	10	10	10		10			10	10		6	5	10			10		10	111	
		AVERAGE: 236.67		1.0	1.0	1.0					1.0	1.0			1.0			1.0		1.0	1.0	8.0	
335	Keera Usman	Score	201		86	197		271	278	252		195		74	67	225		227		255	284	2,612	
		HIGH: 284	10		4	10		10	10	10		10		4	5	10		10		10	10	113	
		AVERAGE: 231.15			1.0			1.0	1.0	1.0								1.0		1.0	1.0	7.0	
336	Caity Hicks	Score		223	237	218		94	207	293	262			193	250			211	264	196	237	2,885	
		HIGH: 293		10	10	10		4	10	10	10			10	10			10	10	10	10	124	
		AVERAGE: 232.66		1.0	1.0	1.0			1.0		1.0			1.0				1.0				7.0	
		Score	1119	1145	1224	1200		1232	1337	1491	1512	1279		1225	1155	1393		1096	1321	1201	1413	20,343	
		HIGH: 1512	1.0	3.0	6.0	6.0		6.0	8.0	7.0	7.0	6.0		7.0	6.0	5.0		6.0	5.0	6.0	7.0	92.0	
		AVERAGE: 254.29	BYE	CAL	SOU	NOR	CEN	BYE	SOU	NOR	CAL	CEN	SOU	BYE	CEN	CAL	NOR	BYE	SOU	CEN	NOR	CAL	
330	Steven Jones	Opp Score	1181	1202	1182	1104		1104	1205	1158	1147	1212		1150	1116	1278		1032	1306	1187	1171	18,735	

North		1	2	3	4	5	6	7	8	9	10	11	12	13	14	15	16	17	18	19	20	Total	
431	Sean Tomkins	Score	185	232	326	296		202	262	231	314		265	236		243	263	328	345		293	261	4,282
		HIGH: 345	10	10	10	10		10	10	10	10		10	10		10	10	10	10		10	10	160
		AVERAGE: 267.63			1.0	1.0					1.0		1.0				1.0	1.0			1.0	1.0	8.0
432	Shaun Deering	Score	264	254	296	298		187	202	246	204		240	211		205	263	324	275		192	243	3,904
		HIGH: 324	10	10	10	10		10	10	10	10		10	10		10	10	10	10		10	10	160
		AVERAGE: 244	1.0		1.0	1.0		1.0	1.0							1.0		1.0	1.0				8.0
433	Timmy Sharp	Score	240	260	214	208		230	247	317	343		225	62		270	364	220	207		287	246	3,940
		HIGH: 364	10	10	10	10		10	10	10	10		10	5		10	10	10	10		10	10	155
		AVERAGE: 254.19			1.0			1.0		1.0					1.0	1.0	1.0				1.0	1.0	8.0
434	Maylene Wood	Score	63	108	152	58		100		221	265		72	76		84		151	56			204	1,610
		HIGH: 265	5	3	10	2		6		10	10		5	5		5		10	3			10	84
		AVERAGE: 191.67		1.0							1.0		0.5										2.5
435	Treena Neufeld	Score	226	112	98	119		71	229	190		127	238		223	195		221			191		2,240
		HIGH: 238	10	7	6	8		4	10	10		5	10		10	10		10			10		110
		AVERAGE: 203.64	1.0									0.5	1.0					1.0					3.5
436	Grace Giesbrecht	Score	115	201	50	203		257	211		288		247	208		82	193	229	93		224	249	2,850
		HIGH: 288	5	10	4	10		10	10		10		10	10		5	10	10	7		10	10	131
		AVERAGE: 217.56								1.0			1.0			1.0	1.0	1.0			1.0	1.0	5.0
		Score	1093	1167	1136	1182		1047	1151	1205	1414		1176	1031		1107	1278	1252	1197		1187	1203	18,826
		HIGH: 1414	5.0	1.0	3.0	2.0		2.0	1.0		7.0		1.0	4.5		1.0	3.0	7.0	3.0		2.0	6.0	48.5
		AVERAGE: 235.33	SOU	CEN	CAL	EDM	BYE	SOU	CAL	EDM	CEN	BYE	CAL	SOU	BYE	CEN	EDM	SOU	CAL	BYE	EDM	CEN	
430	Steve Petricevic	Opp Score	1070	1288	1233	1224		1175	1304	1337	1361		1370	1031		1246	1393	1009	1239		1201	1116	19,597

**2026 ALBERTA 5 PIN OPEN BOWLING CHAMPIONSHIPS
HERITAGE LANES**

MIXED DIVISION

South	1	2	3	4	5	6	7	8	9	10	11	12	13	14	15	16	17	18	19	20	Total	
531 Troy Seitz	Score	235		292	44	247	280	196	256		211	327	256	263		191	205	230	228	271		3,732
	HIGH: 327 Frames	10		10	4	10	10	10	10		10	10	10		10	10	10	10	10	10		154
	AVERAGE: 242.34 Points	1.0		1.0		1.0	1.0		0.5		1.0	1.0	1.0				1.0		1.0			9.5
532 Mike Christmann	Score	221		87	158	206	319	293	120		189	212	101	238		75	89		194	80		2,582
	HIGH: 319 Frames	10		6	6	10	10	10	7		10	10	5	10		5	5		10	4		118
	AVERAGE: 218.81 Points						1.0	1.0														2.0
533 Wade King	Score	254		370	288	243	209	195	234		305	226	223	349		164	268	243	306	241		4,118
	HIGH: 370 Frames	10		10	10	10	10	10	10		10	10	10	10		10	10	10	10	10		160
	AVERAGE: 257.38 Points	1.0		1.0				1.0			1.0	1.0	1.0				1.0					8.0
534 Camryn Vanderbroeke	Score	119		210	223	61		79	48		99		84	214		243	162	191	182	205		2,120
	HIGH: 243 Frames	7		10	10	4		4	3		7		5	10		10	10	10	10	10		110
	AVERAGE: 192.73 Points				1.0											1.0	1.0		1.0	0.5		4.5
535 Kinsey Emard	Score	194		200	173	106	196	214	193		60	224	210	252		210	73	210	238	153		2,906
	HIGH: 252 Frames	10		10	10	6	10	10	10		3	10	10	10		10	5	10	10	6		140
	AVERAGE: 207.57 Points	1.0					1.0		1.0							1.0						4.0
536 Cassidy Braun	Score	47		43	255	218	171	127	196		267	223	157			88	212	158		174		2,336
	HIGH: 267 Frames	3		4	10	10	10	6	10		10	10	10			5	10	10		10		118
	AVERAGE: 197.97 Points																					
	Score	1070		1202	1141	1081	1175	1104	1047		1131	1212	1031	1316		971	1009	1032	1148	1124		17,794
	HIGH: 1316 Points	3.0		5.0	1.0	1.0	6.0	2.0	1.5		1.0	2.0	3.5	5.0		2.0	1.0	2.0	1.0	4.5		41.5
	AVERAGE: 222.43 Opp	NOR	BYE	EDM	CEN	CAL	NOR	EDM	CEN	BYE	CAL	EDM	NOR	CAL	BYE	CEN	NOR	EDM	CAL	CEN	BYE	
530 Shirley Kultgen	Opp Score	1093		1145	1295	1346	1047	1232	1200		1455	1279	1031	1197		1169	1252	1096	1499	1115		19,451

2026 ALBERTA 5 PIN OPEN BOWLING CHAMPIONSHIPS
Heritage Lanes - Red Deer - April 1 - 4

MIXED TEAMS STEPLADDER

2nd vs 3rd MATCH

2nd Place Qualifier - Calgary				
Code	Team Name		1	IF
131	David Johnson	Score	80	
		Points	0.0	
		Frames	4	0
132	Parker Anderson	Score	273	
		Points	1.0	
		Frames	10	0
133	Adam Strang	Score	216	
		Points	1.0	
		Frames	10	0
134	Shelly Taylor	Score	280	
		Points	1.0	
		Frames	10	0
135	Amanda Howlett-Long	Score	275	
		Points	1.0	
		Frames	10	0
136	Annette Bruneau	Score	156	
		Points	1.0	
		Frames	6	0
Coach		Score	1280	0
		Frames	50	0
		Game Points	5.0	0.0
		Match Points	3.0	0.0
		Total Points	8.0	0.0
130	Rob Wolfson	Opp	Cen	Cen
		Opp Score	0.0	0.0

CHAMPIONSHIP MATCH

1st Place Qualifier - Edmonton					
Code	Team Name		1	IF	IF
331	Jacob Radke	Score	208	247	
		Points	0.0	1.0	
		Frames	10	10	0
332	Jeremy Harasymchuk	Score	230	251	
		Points	0.0	0.0	
		Frames	9	10	0
333	Brad Aasen	Score	304	246	
		Points	0.0	1.0	
		Frames	10	10	0
334	Kayla Harasymchuk	Score	18	134	
		Points	0.0	0.0	
		Frames	1	7	0
335	Keera Usman	Score	191	71	
		Points	0.0	0.0	
		Frames	10	3	0
336	Caity Hicks	Score	253	205	
		Points	1.0	0.0	
		Frames	10	10	0
Coach		Score	1204	1154	0
		Frames	50	50	0
		Game Points	1.0	2.0	0.0
		Match Points	0.0	3.0	0.0
		Total Points	1.0	5.0	0.0
330	Steven Jones	Opp	Cal	Cal	Cal
		Opp Score	7.0	3.0	0.0

Provincial Champion: Edmonton

3rd Place Qualifier - Central

Code	Team Name		1	IF
231	Gary Baird	Score	225	
		Points	0.0	
		Frames	10	0
232	Wyatt Bernard	Score	239	
		Points	0.0	
		Frames	10	0
233	Anthony Streit	Score	175	
		Points	0.0	
		Frames	10	0
234	Tricia Wigston	Score	0	
		Points	0.0	
		Frames	0	0
235	Donna Gervais	Score	175	
		Points	0.0	
		Frames	10	0
236	Christine Dyck	Score	220	
		Points	0.0	
		Frames	10	0
Coach		Score	1034	0
		Frames	50	0
		Game Points	0.0	0.0
		Match Points	0.0	0.0
		Total Points	0.0	0.0
230	Mitch Rioux	Opp	Cal	Cal
		Opp Score	8.0	0.0

Calgary

Code	Team Name		1	IF	IF
131	David Johnson	Score	133	220	
		Points	0.0	1.0	
		Frames	5	10	0
132	Parker Anderson	Score	272	264	
		Points	1.0	1.0	
		Frames	10	10	0
133	Adam Strang	Score	179	75	
		Points	0.0	0.0	
		Frames	10	5	0
134	Shelly Taylor	Score	98	140	
		Points	1.0	1.0	
		Frames	5	5	0
135	Amanda Howlett-Long	Score	316	243	
		Points	1.0	0.0	
		Frames	10	10	0
136	Annette Bruneau	Score	274	203	
		Points	1.0	0.0	
		Frames	10	10	0
Coach		Score	1272	1145	0
		Frames	50	50	0
		Game Points	4.0	3.0	0.0
		Match Points	3.0	0.0	0.0
		Total Points	7.0	3.0	0.0
130	Rob Wolfson	Opp	Edm	Edm	Edm
		Opp Score	1.0	5.0	0.0